

STEAM

FORM

gke Steri-Record® Mini-Bio-Plus**self-contained biological indicators (SCBI)****and Bio-Compact Process Challenge Devices (Bio-C-PCDs®)**

EO

VH202




Fig. 1: Mini-Bio-Plus SCBIs and Bio-Compact-PCD®

Application

The **gke Steri-Record®** Mini-Bio-Plus self-contained biological indicators (SCBI) are used inside packs or containers for validation and routine monitoring of steam, ethylene oxide, formaldehyde and hydrogen peroxide/plasma sterilization processes. After sterilization the SCBIs can be incubated by the user without a microbiological laboratory.

The Instant-Mini-Bio-Plus SCBI allows an immediate release of the load in steam sterilization processes without having to wait for the result after incubation.

The SCBI is designed to be used inside a **gke Steri-Record®** Bio-Compact Process Challenge Device (Bio-C-PCD®). Special adaptations have been made to the SCBI so it can be used together with a PCD as an indicator system which reaches the required sensitivity to check the internal lumens of a minimal invasive surgical (MIS) instrument.

Seven Bio-C-PCD®s with different air removal characteristics are available. The sensitivity of these Bio-C-PCD®s can be selected to meet the requirement of the load. The validation of the Bio-C-PCD® according to the load can be achieved by using the test method described in DIN 58921.

gke Bio-C-PCD®s can be used in all four sterilization processes mentioned above, if the correct SCBI is inserted.

There are various hydrogen peroxide/plasma sterilization processes in the market with different penetration and kill kinetics characteristics of the sterilization agent. Depending on the process used and on the load configuration an appropriate Bio-C-PCD® and H₂O₂-SCBI type should be selected.

Product Description

The **gke Steri-Record®** Mini-Bio-Plus SCBI uses a plastic vial with a minimized internal volume containing a biological indicator spore disc and a glass ampoule with a growth medium and pH-indicator inside. For steam, ethylene oxide and formaldehyde sterilization processes, filter paper is used as carrier and closing filter below the cap. For hydrogen peroxide/plasma sterilization processes different material (glass fiber, Tyvek, stainless steel or PET) is used. For a better recognition of the different SCBI versions they each have different coloured caps (see table).

The label of the SCBI contains a type 1 chemical indicator according to EN ISO 11140-1 to check, if the SCBI has been in a sterilization process.

Additionally the Instant-Mini-Bio-Plus SCBI also contains a type 5 chemical indicator inside the SCBI allowing the result of steam sterilization processes to be instantly evaluated at the end of the process. Therefore, it is not necessary to wait for the outcome of the SCBI incubation since the type 5 indicator provides equivalent or better information about the result of the sterilization process according to the above chemical indicator standard.

The specially designed and patented **gke Steri-Record® Bio-C-PCD®** construction consists of a large initial internal volume with a stainless steel tube inside and a minimal capsule volume at the closed end. It can only be used with specially designed Mini-Bio-Plus SCBIs to create a high sensitive Hollow Load PCD. Conventional SCBIs cannot be used because of lower sensitivity for air removal and steam penetration inside the PCD.

Performance Characteristics

Self-contained biological indicators:

All **gke** biological indicators comply with the standard EN ISO 11138 series and meet the performance characteristics published in the current United States Pharmacopeia (USP) and European Pharmacopeia (EP).

The SCBIs for hydrogen peroxide sterilization processes are supplied on glass fiber or tyvek carrier with the consequence having completely different resistance characteristics although identical *G. stearothermophilus* spores are used. The D-Value that is tested under the defined sterilization conditions is described in the certificate which is included in each package.

The SCBIs for Low Temperature Steam Formaldehyde (LTSF) sterilization processes contain in the growth medium substances, decomposing remaining absorbed formaldehyde, so that the pretreatment with Na₂SO₃ according to EN ISO 11138-5 is not required anymore and the results can be obtained much faster.

The incubation time of all Mini-Bio-Plus SCBIs has been optimized, so that steam Mini-Bio-Plus SCBIs can be fully interpreted within 24 hours and ethylene oxide, hydrogen peroxide and formaldehyde Mini-Bio-Plus SCBIs within 48 hours incubation time. The SCBIs do not contain additional enzymes and do not require fluorescent light for evaluation.

If the incubation time exceeds the recommended time, the colour of the media does not change back, as some conventional SCBI media do. If the sterilization process is unable to kill the spores, in most cases the colour change will already occur within 5-8 hours.

While Steam-Mini-Bio-Plus SCBIs may be used for all steam sterilization processes of 121-137°C, Instant-SCBIs shall be used for processes of 132-137°C only and contain a type 5 indicator according to EN ISO 11140-1. The indicator enables the user to interpret the result immediately at the end of the process. The result of a chemical indicator provides a much higher probability of sterility compared to the result of a SCBI incubation after 3 hours where the probability of < 99 % is achieved after this minimal incubation time only.

Special test systems using Bio-C-PCDs and SCBIs inside:

Bio-C-PCD®s with **gke** SCBIs inside can simulate porous loads and hollow devices simultaneously. A special Bio-C-PCD® to simulate the hollow load device described in EN 867-5 is available as well.

Additional Bio-C-PCD®s are available to simulate different load configurations and may be validated according to the test method, described in DIN 58921.

Operational Description

The SCBI must be placed inside the most difficult penetration condition of packs or containers but in hollow devices like MIS instruments they cannot be placed inside. In this case a Bio-C-PCD® with a SCBI inside is used to simulate MIS instruments. This alternative offers for the first time the possibility to check sterility inside hollow instruments. SCBIs in PCDs can be directly incubated at the end of the cycle without having to open packs or containers.

After the sterilization process the SCBIs are taken out of the load or the Bio-C-PCD® and are activated by crushing the glass ampoule. After they are incubated correctly according to the directions for use, the colour of the liquid will indicate a pass or fail of the sterilization process. If the colour has not changed, this indicates a pass of the process, a colour change indicates a fail.

They should not be used in dry heat sterilization processes at all.



Fig. 2: Instant-Mini-Bio-Plus SCBI for steam, standard SCBI for steam, formaldehyde, hydrogen peroxide (glass fiber carrier) and ethylene oxide sterilization processes.

- First worldwide indicator system with a special internal volume design hosting the ***gke Steri-Record®*** SCBI which simulates hollow devices.
- Immediate release at the end of the steam sterilization process by checking the colour change of the type 5 chemical indicator with an increased probability of the result at the end of the process. In addition the proof of the biological indicator result will be available after incubation.
- Cost reduction using SCBIs with direct incubation by the user instead of using a microbiological laboratory.
- Special Mini-Bio-Plus SCBI design with minimized internal volume usable in Bio-C-PCD®s for steam, ethylene oxide, formaldehyde and hydrogen peroxide/plasma sterilization processes.
- Mini-Bio-Plus SCBIs can be incubated on completion of each cycle without having to open any packs or containers when used in Bio-C-PCD®s.
- Simple handling and traceability of test results.

- The labels on the SCBI are self-adhesive and can be removed for external documentation.
- The combination of Mini-Bio-Plus SCBI and specially designed Bio-C-PCD®s allows correct testing of hollow lumen instruments.
- Several Bio-C-PCD®s are available to simulate different loads.
- A special oval and round Bio-C-PCD design for use in small table-top or large sterilizers.
- Cost-effective due to multiple use of the Bio-C-PCD® without losing sensitivity. All important parts are made of stainless steel or thermal resistant polymers to guarantee long-term durability.
- The Mini-Bio-Plus SCBI can be easily removed and evaluated immediately on completion of each cycle because all outside parts consist of highly thermal resistant polymers that protect hands from high temperatures.
- SCBIs also can be used for formaldehyde (LTSF) sterilization processes without pre-treatment of the biological indicators with Na_2SO_3 , described in EN ISO 11138-5.


Mini-Bio-Plus (MBP) self-contained biological indicators (SCBI)

Art.-No.*	Product code	Quantity/ pack	Pop.	Sterilization process	Colour of cap	Colour change of				Incubation tempera- ture	Biological indicator spores								
						Outside type 1 Indicator on label		Growth Media in SCBIs after steriliza- tion and incubation											
						Before	After	Sterilization				sterile	non-sterile						
324-501	B-S-MBP-10-5	10	10 ⁵	Steam 121-137°C	Light blue	Blue	Brown		Purple	Yellow- green	55-60°C	<i>G. Stearo- thermophilus</i>							
324-505		50																	
324-510		100																	
324-551	B-S-MBP-I-10-5-SV4 Instant-MBP-SCBI with type 5 indicator	10		Steam 132-137°C	Light orange														
324-555		50																	
324-550		100																	
324-651	B-S-MBP-I-10-6-SV4 Instant-MBP-SCBI with type 5 indicator	10		10 ⁶									Dark orange						
324-655		50																	
324-650		100																	
324-601	B-S-MBP-10-6	10	Steam 121-137°C		Dark blue														
324-605		50																	
324-610		100																	
325-601	B-F-MBP-10-6	10	Formal- dehyde		Yellow	Yellow													
325-605		50																	
327-601	B-V-G-MBP-10-6 on glass fiber carrier	10	Hydrogen peroxide		Light Grey	Blue	Green												
327-605		50																	
327-610		100																	
337-601	B-V-T-MBP-10-6 on tyvek carrier	10			Colour- less														
337-605		50																	
347-601		10																	
347-605	B-V-ST-MBP-10-6 on stainless steel carrier	50			Dark Grey														
357-601		10																	
357-605	B-V-T-MBP-10-6 on PET carrier	50							Light Green										
326-605	B-E-MBP-10-6	50	Ethylene oxide	Red	Blue	Green	Green			Yellow- orange	33-37°C	<i>B. Atrophaeus</i>							
326-610		100																	

Accessories


Art.-No.*	Product code	Quantity	Product description
224-002	I-C	1	Crusher for SCBI activation if no gke Steri-Record® incubator is used
224-004	I-PC	1	Plastic Crusher for SCBI activation if no gke Steri-Record® incubator is used

gke Steri-Record® process challenge devices (Bio-C-PCD®s) for Mini-Bio-Plus SCBIs

Art.-No.*	Product code	PCD-Version**	Penetration Characteristics***	Image
300-031	B-PM-OCPCD-0	oval	minimal requirements for air removal	
300-032	B-PM-RCPCD-0	round		
300-033	B-PM-OCPCD-1	oval		
300-034	B-PM-RCPCD-1	round		
300-035	B-PM-OCPCD-2	oval	low requirements for air removal	
300-036	B-PM-RCPCD-2	round		
300-037	B-PM-OCPCD-3	oval	air removal less difficult than Hollow load test according to EN 867-5	
300-038	B-PM-RCPCD-3	round		
300-039	B-PM-OCPCD-4	oval	air removal equal to Hollow load test according to EN 867-5	
300-040	B-PM-RCPCD-4	round		
300-041	B-PM-RCPCD-5	round	air removal more difficult than Hollow load test according to EN 867-5	
300-042	B-PM-RCPCD-6	round	air removal much more difficult than Hollow load test according to EN 867-5	

Incubators****

For incubation of all SCBIs **gke Steri-Record®** incubators with two different temperatures and programming versions are available. They contain an aluminum block for all SCBI. They are also available without aluminum block. Aluminum blocks suitable for Stearo-Ampoules and growth medium test tubes are available separately. Please order the correct plug on the power cord, available for Australia, Europe, Great Britain and USA.

Art.-No.*	Product code	Description of incubator	Image
610-119	I-37-AB-MBP	Incubation temperature: 37°C fixed	
610-120	I-57-AB-MBP	Incubation temperature: 57°C fixed	
610-121	I-V-AB-MBP	Variable temperature selection	
610-122	I-V-T-AB-MBP	Variable temperature selection and programming of the incubation time	

* To all article numbers a 3-digit alpha code is added. The additional letter code refers to the language and/or customized version. It is only added on the outside label, the inside of the pack is identical to the article numbers on the above tables.

** It is recommended to use the round versions in large and the oval versions in small sterilizers.

*** PCDs for routine monitoring need to be validated according to the load using the test method DIN 58921.

**** For specification details see separate data sheet.

gke-GmbH
Auf der Lind 10
65529 Waldems / Germany

☎ +49 61 26 - 94 32- 0

📠 +49 61 26 - 94 32- 10

✉ info@gke.eu

🌐 http://www.gke.eu

700-015 EN V20 04/2019

Your local **gke** sales partner:

Australian Distributor:

gke Australia Pty Ltd

Phone 1300 889 201 | Fax 1300 886 632

Email: sales@gkeaustralia.com

Website: www.gkeaustralia.com

